


## PERFORMANCE

 21 dba

MAX FLOW	MAX HEAD	MAX LIFT
14 L/ HOUR	8 METRES	8 METRES

Designed for high humidity environments and with high performance, the MAXIBLUE<sup>®</sup> PRO is ideally suited for mid range air conditioning systems. Its exceptional reliability is backed by a multi year warranty and with class leading performance/suction lift, the MAXIBLUE<sup>®</sup> PRO is ideal for installations in environments that are both demanding and expensive to access for maintenance.






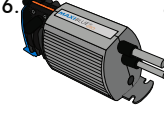

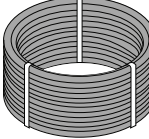


UNIT  
8-14 KW

## IN THE BOX

PART NO. X87-707

MAXIBLUE<sup>®</sup> PRO package comes with:

1. 
2. 
3. 
4. 
5. 
6. 
7. 
8. 

1. 1x Blue stepped connector
2. 1x Black stepped connector
3. 2x D14 Unex clip
4. 1x Reservoir
5. 2x Mounting feet
6. 1x Pump – with 2.5m Mains cable + 5m Alarm cable
7. 1x Soil pipe adaptor
8. 1x 24mm of 6.3mm ID braided PVC discharge hose (marked at meter intervals)



IDEAL FOR  
SPECIFIERS

The MAXIBLUE<sup>®</sup> PRO package is the perfect solution for specifiers and architects. Equipped with everything you need to fit your pump the MAXIBLUE<sup>®</sup> PRO it will save you time when integrating air condition units into your design.



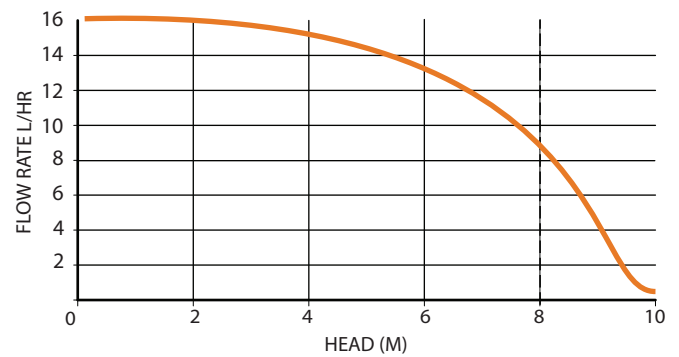
ULTRA  
RELIABLE

The MAXIBLUE<sup>®</sup> PRO utilises our inherently reliable rotary diaphragm technology. Meaning it can pump air, liquid and sediment at the same time without burnouts or failures. A feature that you wouldn't see in common peristaltic pumps.

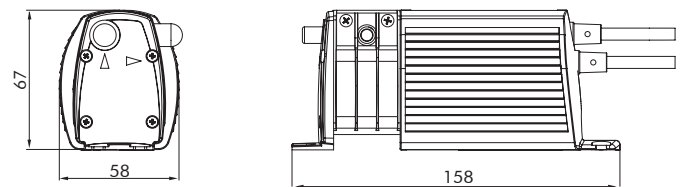
"The MAXIBLUE PRO was perfect for specification on our project. It's a complete package and that saved us a lot of time and effort"

GEOFF SMITH

## PERFORMANCE



## DIMENSIONS (MM)



V (VERTICAL)	H (HORIZONTAL)
8 M	0 M
7 M	3 M
6 M	6 M
5 M	9 M
4 M	12 M
3 M	15 M
2 M	18 M
1 M	21 M

The MAXIBLUE<sup>®</sup> can be mounted in any orientation up to 8m away from the A.C unit.